


From Wah Wah 45s

SELECTED WITH LOVE



**DO IT
YOURSELF**

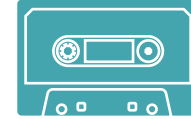


INSTRUCTIONS:

- choose your format
(cd or tape)
 - choose your preferred
colour
 - print desired page
 - use ruler and butter knife
or empty ballpen to prepare
joint lines (place your ruler
along dotted lines)
 - use ruler and boxcutter
to cut along solid lines
-



pages:



pages:

page
3

page
4

page
5

page
6

page
7

page
8

page
9

page
10





WAH WAH 45s

From Wah Wah 45s 

SELECTED WITH LOVE

BY _____



SELECTED WITH LOVE

www.wahwah45s.com







WAH WAH 45s

From Wah Wah 45s 


SELECTED WITH LOVE

BY _____



SELECTED WITH LOVE

www.wahwah45s.com







WAH WAH 45s

From Wah Wah 45s 


SELECTED WITH LOVE

BY _____



SELECTED WITH LOVE

www.wahwah45s.com







WAH WAH 45s

From Wah Wah 45s 

SELECTED WITH LOVE

BY _____



SELECTED WITH LOVE

www.wahwah45s.com






From Wah Wah 45s

SELECTED WITH LOVE

BY _____



SIDE A

SIDE B

WAH WAH 45s
www.wahwah45s.com

From Wah Wah 45s
SELECTED WITH LOVE



From Wah Wah 45s

SELECTED WITH LOVE

BY _____



SIDE A

SIDE B

www.wahwah45s.com

WAH WAH 45s


From Wah Wah 45s
SELECTED WITH LOVE



From Wah Wah 45s

SELECTED WITH LOVE

BY _____



From Wah Wah 45s
SELECTED WITH LOVE

WAH WAH 45s

www.wahwah45s.com

SIDE A


SIDE B



From Wah Wah 45s

SELECTED WITH LOVE

BY _____



SIDE A

SIDE B

WAH WAH 45s
www.wahwah45s.com

From Wah Wah 45s
SELECTED WITH LOVE